

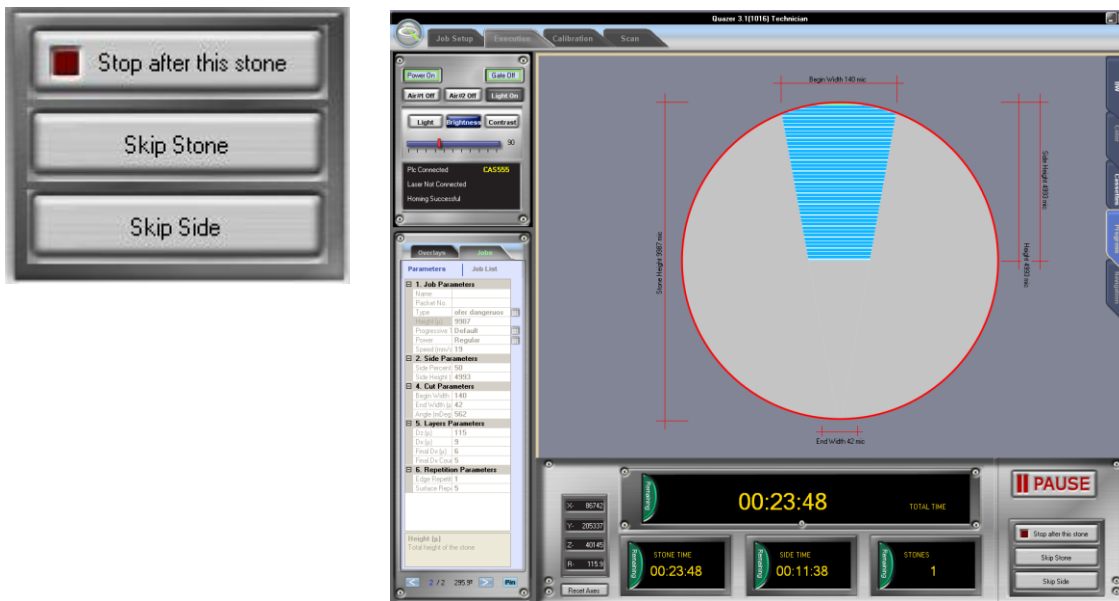
Quazer 3.1 New Features Operation

Skip Side

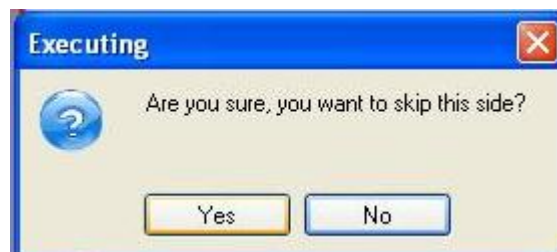
This version of Quazer includes a new feature of called skip side.

This feature enables the user to skip sides of current executed job.

Press the skip side button (located in lower right screen in the execution tab)



Press yes to confirm.



Press the resume button.

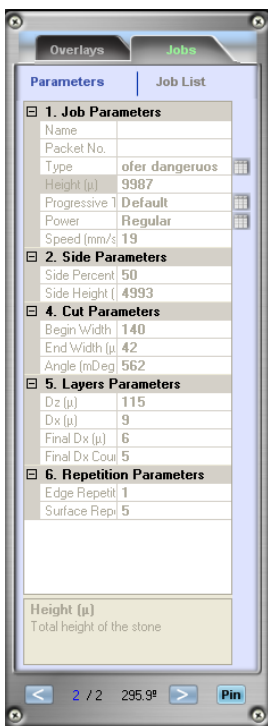


Side browser (for job execution)

This version of quazer includes a new and improved side browser for job execution.

If you double click on the job in the joblist during job execution the current side number and total number of sides will be displayed. In order to browse through the sides press the "pin" button this will enable the previous and next side buttons.

The side presentation ("2/2" as shown below) will be color coded, yellow will present a completed side, blue will stand for not started yet, and orange for side in progress.



Snap shot of Log points of the strategist

In order to enable Snap shot of Log points for imported jobs from the strategist

Go to the settings → Technician Tab and set the "Perform Log snap shots for strategist packs" to true.

